Haier

HMW325GTB 011-37400034

Electrical Connection	220-240V~ 50Hz
Microwave Input Power	1400W
Microwave Output Power	900W
Grill Power	800-1000W
Microwave Frequency	2450MHz

Haier

SERIES 3
MICROWAVE OVEN

GB	User Manual
FR	Guide de l’Utilisateur
IT	Manuale d’Uso
DE	Bedienungsanleitung
ES	Guia del Usuario
CZ	Návod k Obsluze
DK	Brugervejledning
FI	Käyttöohje
GR	Οδηγιες Χρησεως
NL	Gebruikershandleiding
NO	Bruksanvisning
PL	Instrukcja Obsługi
PT	Manual de Instruções
RU	Руководство Пользователя
SK	Používateľská Príručka
SE	Instruktionsmanual
TR	Kullanim Kilavuzu

Product images are indicative.
Content may vary according to your model.

GB - Please read the ‘Instructions for Safe Use’ booklet before using your product. FR - euillez lire le paragraphe « Instructions pour une utilisation en toute sécurité » avant d’utiliser votre produit. IT - Leggere con attenzione il libretto “Istruzioni di Sicurezza” prima di utilizzare il prodotto. DE - Bitte lesen Sie vor dem Gebrauch des Geräts aufmerksam die „Bedienungsanleitung zur sicheren Benutzung“. ES - Por favor lea las “instrucciones de seguridad” antes de utilizar el producto. CZ-Předpoužitímvýrobkusidůkladnepřečtěteadodržujtepokynyvbrožuře“Instrukcepro bezpečnépoužívání”.DK-Læsvenligstvejledningen“Instruktionerforsikkertbrug”,indendutagerproduktet I brug. FI - Tutustuennentuotteenkäyttöä“ohjeetturvallistakäyttöävarten”ohjeeseen.GR-Παρακαλώδιαβάστετην ενότητα‘ΟδηγίεςγιαΑσφαλήΧρήση’στοβιβλίοοδηγιών,πριvχρησιμοποιήσετετοπροϊόν. NL - Lees de gebruiksaanwijzing voor u het produkt in gebruik neemt. NO - Vennligst lesveiledningen “Instruksjoner for sikker bruk” før du bruker produktet. PL - Przed użyciem produktu, proszęzapoznaćsięzinstrukcjąbezpiecznegoużytkowania.PT-Porfavorleiaomanual“Instruçõesparautilização emsegurança”antesdecomeçarausaroproduto.RU-Передиспользованием приборанеобходимоознакомитьсяс«Инструкциейпоэксплуатации». SK - Pred použitím produktu si prečítajte brožúru „Pokyny na bezpečné používanie“. SE - Var vänlig läs “Instruktioner för säker användning” innan ni använder dennaprodukt. TR - Lütfen ürünükullanmadan önce kullanma kılavuzundaki ‘Güvenli Kullanım Talimatları’ bölümünüokuyunuz.

Printed in P.R.C.

Part No. HMW325GTB01137400034A

https://go.he.services/haier-um

UNPACK

01



CLEAN

02

METHOD COMPONENTS			
	✗	✗	✓
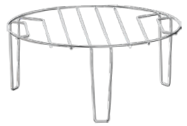	✓	✓	✓
	✓	✓	✓
	✓	✓	✓

AUTO MENU

CATEGORY	WEIGHT	DISPLAY	POWER
POTATO A-01	1 (about 230g)	1	100%
	2 (about 460g)	2	
	3 (about 690g)	3	
PASTA A-02	50g	50g	80%
	100g	100g	
PIZZA A-03	200g	200g	100%
	400g	400g	
POPCORN A-04	50g	50g	100%
	100g	100g	
BEVERAGE A-05	1 cup	1	100%
	2 cups	2	
	3 cups	3	
VEGETABLE A-06	200g	200g	100%
	400g	400g	
FROZEN FOOD A-07	200g	200g	100%
	400g	400g	
MEAT A-08	250g	250g	80%
	450g	450g	
FISH A-09	250g	250g	80%
	450g	450g	
BREAD A- 10	300g	300g	100%
	500g	500g	
SOUP A- 11	200ml	200g	100%
	400ml	400g	
CHICKEN A- 12	250g	250g	80%
	450g	450g	
RISOTTO/RICE A- 13	200g	200g	100%+50%
	400g	400g	
INSTANT NOODLE A- 14	60g	60g	100%
	120g	120g	
PORRIDGE A- 15	35g	35g	80%
	70g	70g	

CATEGORY	WEIGHT	DISPLAY	POWER
GRILLED CHICKEN C-01	1200g	1200g	C-2
GRILLED SALMON C-02	400g	400g	C-2
GRILLED CHICKEN WINGS C-03	350g	350g	C-2 + G-1
ROASTED POTATO C-04	600g(about 3)	600g	C-2
ROASTED POTATO CUBES C-05	350g	350g	C-2
ROASTED BACON C-06	70g(about 3 tablets)	70g	G-1
SAUSAGE C-07	500g	500g	G-1
SKEWERS C-08	350g	350g	C-2 + G-1
GRILLED STEAK C-09	250g	250g	C-2 + G-1

DEFROST MENU

04

DISPLAY	FUNCTION REQUIRED FOR THIS MENU	FOOD	RANGE
dEF1	Microwave	Defrost meat	100g~2000g
dEF2		Defrost Vegetable	
dEF3		Defrost fish	
dEF4		Defrost fruit	
dEF5		Defrost by time	0:05min~95:00min

LOW TEMPERATURE MENU

05

CATEGORY	WEIGHT	DISPLAY	POWER
KEEP WARM L-01	1200g	1200g	10%
SLOW COOKING L-02	1200g	1200g	50%+30%
SOUS VIDE COOKING L-03	300g	300g	30%
MELT CHOCOLATE L-04	100g	100g	80%
	250g	250g	
MELT BUTTER L-05	1 stick(113g)	1	50%
	2 stick	2	
MELT CHEESE L-06	100g	100g	80%
	250g	250g	
SOFTEN ICE CREAM L-07	65g	65g	50%
	550g	550g	

HOW TO USE 06

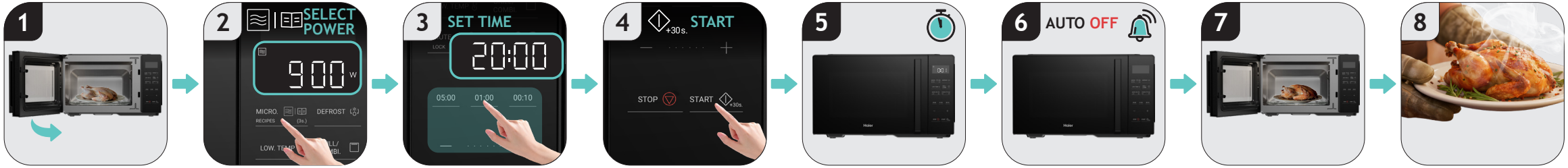
1
2 SELECT POWER
900 W
MICRO. RECIPES
DEFROST
LOW. TEMP
GRILL/ COMBI.
3 SET TIME
20:00
05:00
01:00
00:10
4 +30s. START
STOP
START +30s.
5
6 AUTO OFF
7
8

DEFROST 07

DEFROST BY WEIGHT

DEFROST BY TIME

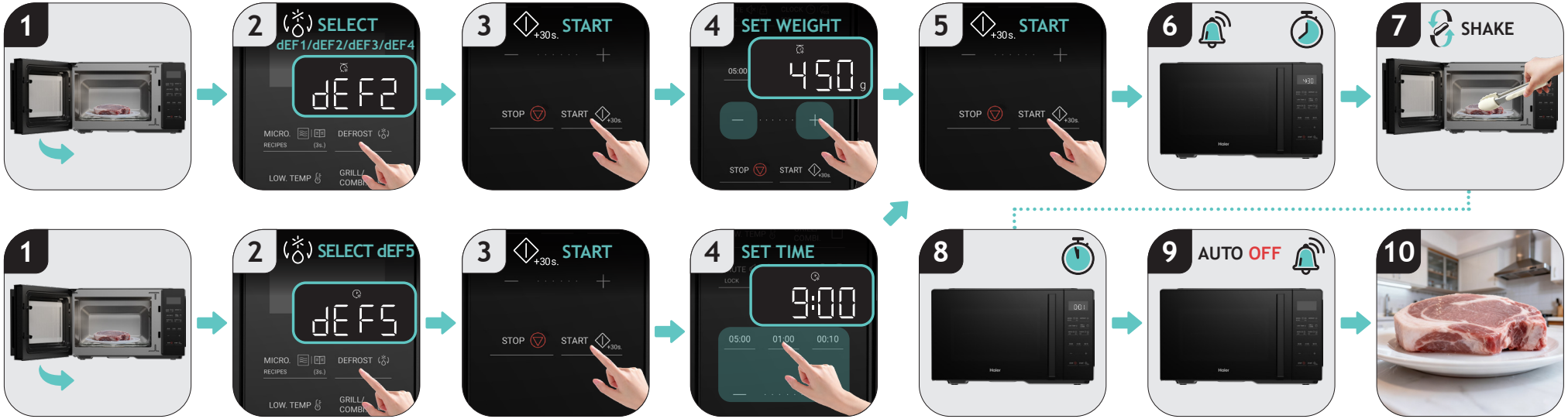
1
2 SELECT dEF1/dEF2/dEF3/dEF4
dEF2
MICRO. RECIPES
DEFROST
LOW. TEMP
GRILL/ COMBI.
3 +30s. START
STOP
START +30s.
4 SET WEIGHT
450 g
05:00
STOP
START
5 +30s. START
STOP
START +30s.
6
7 SHAKE
1
2 SELECT dEF5
dEF5
MICRO. RECIPES
DEFROST
LOW. TEMP
GRILL/ COMBI.
3 +30s. START
STOP
START +30s.
4 SET TIME
9:00
05:00
01:00
00:10
8
9 AUTO OFF
10

CLOCK 08

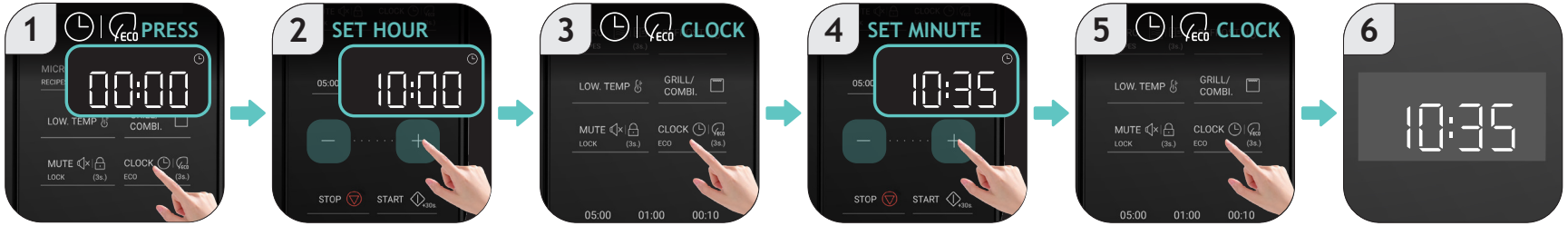
1 PRESS
00:00
LOW. TEMP
COMBI.
MUTE LOCK (3s.)
CLOCK ECO (3s.)
2 SET HOUR
10:00
05:00
STOP
START +30s.
3 CLOCK
LOW. TEMP
GRILL/ COMBI.
MUTE LOCK (3s.)
CLOCK ECO (3s.)
05:00
01:00
00:10
4 SET MINUTE
10:35
05:00
STOP
START +30s.
5 CLOCK
LOW. TEMP
GRILL/ COMBI.
MUTE LOCK (3s.)
CLOCK ECO (3s.)
05:00
01:00
00:10
6
10:35

EXPRESS

1


2 +30s. PRESS

0:30
STOP
START +30s.

3 +30s. PRESS

1:00
STOP
START +30s.

4

5 AUTO OFF

6

7

AUTO COOKING

1


2 PRESS TWICE

A-01
MICRO. RECIPES (3s.)
DEFROST
LOW. TEMP
GRILL/ COMBI.

3 SELECT

05:00
A-08
STOP
START +30s.

4 +30s. START

STOP
START +30s.

5 SET WEIGHT

05:00
450 g
STOP
START +30s.

6 +30s. START

STOP
START +30s.

7

8 AUTO OFF

9

10

GRILL

1


2 PRESS

G- 1
MICRO. RECIPES
LOW. TEMP
GRILL/ COMBI.
MUTE LOCK (3s.)
CLOCK ECO

3 +30s. START

STOP
START +30s.

COMBINATION COOKING

1


2 SELECT
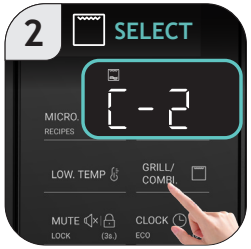
C-2
MICRO. RECIPES
LOW. TEMP
GRILL/ COMBI.
MUTE LOCK (3s.)
CLOCK ECO

3 +30s. START

STOP
START +30s.

MULTI-STAGE COOKING

1


2 SELECT

dEF2
MICRO. RECIPES (3s.)
DEFROST
LOW. TEMP
GRILL/ COMBI.

3 +30s. START

STOP
START +30s.

7 +30s. START

STOP
START +30s.

8

9 AUTO OFF

11


4
SET TIME
22:00
05:00
01:00
00:10


5
+30s.
START
STOP
START



ECO


1
9:20
MUTE
LOCK
(3s.)
CLOCK
ECO
(3s.)

12


4
SET TIME
22:00
05:00
01:00
00:10


5
+30s.
START
STOP
START



MUTE



13


4
SET WEIGHT
05:00
450 g
STOP
START


5
SELECT POWER
900 W
MICRO.
RECIPES
DEFROST
(3s.)
LOW. TEMP


6
SET TIME
7:00
05:00
01:00
00:10

INQUIRING

QUERY TIME


1
SET TIME
10:35
05:00
01:00
00:10


2
+30s.
START
STOP
START

QUERY POWER


1
SET POWER
900 W
MICRO.
RECIPES
DEFROST
(3s.)
LOW. TEMP


2
+30s.
START
STOP
START

14


2 PRESS 3S
MUTE
LOCK
(3s.)
CLOCK
ECO
(3s.)


3 PRESS ANY BUTTON
9:20
MUTE
LOCK
(3s.)
CLOCK
ECO
(3s.)

15


2 MUTE
RECIPES
DEFROST
LOW. TEMP
GRILL/ COMBI.
MUTE
LOCK
(3s.)
CLOCK
ECO
(3s.)


3 STANDBY

16


4 PRESS
MICRO.
RECIPES
(3s.)
DEFROST
LOW. TEMP
GRILL/ COMBI.
MUTE
LOCK
(3s.)
CLOCK
ECO
(3s.)


5


4 PRESS
MICRO.
RECIPES
(3s.)
DEFROST
LOW. TEMP


5

LOW TEMPERATURE FUNCTION 17


1


2 SELECT
L-05
MICRO.
RECIPES
LOW. TEMP
GRILL/ COMBI.
MUTE
LOCK
CLOCK
(3s.)

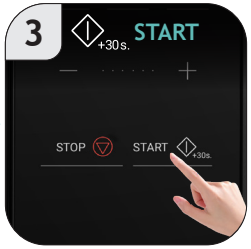
3 +30s. START
STOP
START
+30s.

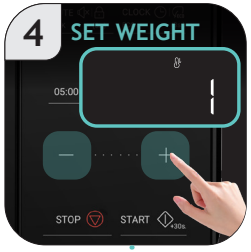
4 SET WEIGHT
05:00
1
STOP
START
+30s.


5 +30s. START
STOP
START
+30s.


6


7 AUTO OFF


8

9

LOCK 18


1 STANDBY

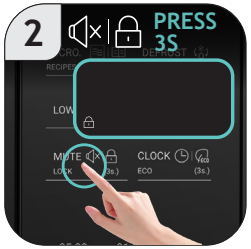
2 PRESS 3S
RECIPES
DEFROST
LOW
MUTE
LOCK
(3s.)
CLOCK
ECO
(3s.)


3 PRESS 3S
RECIPES
DEFROST
LOW
MUTE
LOCK
(3s.)
CLOCK
ECO
(3s.)